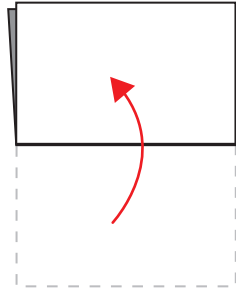
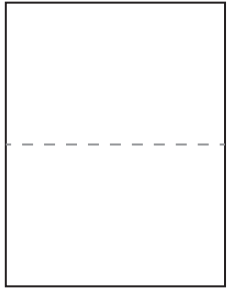


# Webb Mirror Paper Snowflake

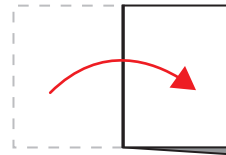
This pattern can be made using either an 8.5" x 11" or an 8.5" x 8.5" square piece of paper along with scissors. Try making the snowflake out of tissue or wax paper too!



## Instructions



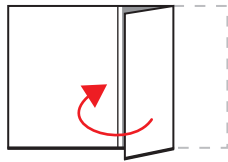
Fold in half



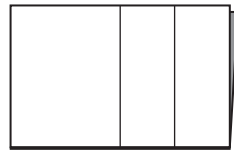
Fold in half again



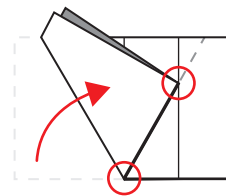
Open back up



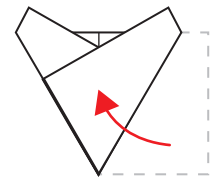
Fold right side to the middle crease



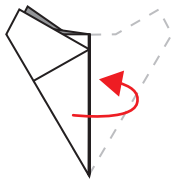
Open back up



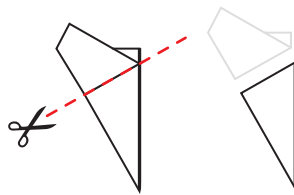
Fold left bottom corner to meet the second crease



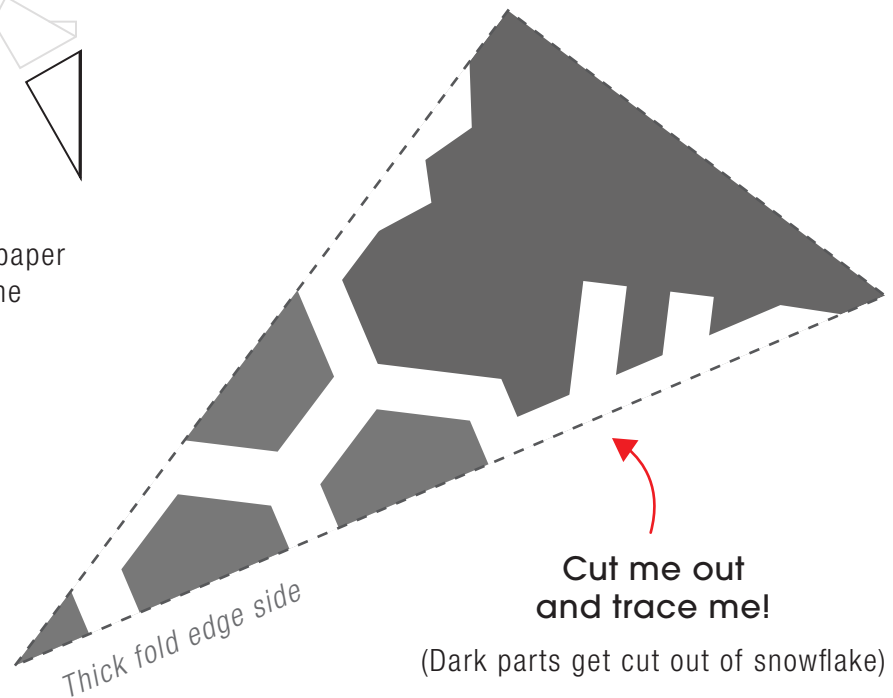
Fold the right bottom edge to align with the left edge



Fold the right side behind the left along the center crease



Cut folded paper along line



Cut me out and trace me!

(Dark parts get cut out of snowflake)