

How to Subscribe to the ROSES-2024 Due Date Calendars

Public Google calendars have been created that contain the NOI and Proposal due dates for all ROSES-2024 program elements. In response to requests from the community, there are now five calendars; one for each Science Division. You may subscribe to whichever calendar(s) you wish, reducing the number of programs in your overall list and eliminating those that you don't care about. The calendars are correlated with the program element appendix numbers as follows:

Appendix A: Earth Science

Appendix B: Heliophysics

Appendix C: Planetary

Appendix D: Astrophysics.

Appendix E: Biological and Physical Sciences

Appendix F: Cross Division – these program element dates will be duplicated on each applicable science division calendar. There is no separate Appendix F calendar.

Note that programs are not added to the calendar until they have real due dates. So, if a program element is listed as "TBD" in ROSES, it will not be on the calendar (yet). The new "No Due Date" programs solicited in Appendices B and C, as well as the continuing programs like RRNES, which have also not had due dates, will appear on the calendar on the last day they can be submitted to ROSES-24. This date will overlap for several weeks with the ROSES-25 release.

This document provides some top-level instructions for how to subscribe to this calendar so that it will stay up to date if amendments are posted that change due dates or new program elements are added. The calendars contain a 4-week in advance notification, but it isn't clear if that will work for all (any?) subscribers. You probably will have to set notifications within your subscription.

Please note that this is a UNOFFICIAL tool. Proposers are advised to use caution in depending solely upon this calendar for knowledge of due dates. There are many issues that could cause problems, resulting in missed updates or inaccurate information. Please consult the official tables of due dates, which are available on NSPIRES at:

[TABLE 2: SOLICITED RESEARCH PROGRAMS](#) (IN ORDER OF PROPOSAL DUE DATES)

and

[TABLE 3: SOLICITED RESEARCH PROGRAMS](#) (IN ORDER OF APPENDICES A–F)

Instructions are provided below for subscribing to the "ROSES 2024 calendar(s)" using either iCal (on a Mac), Outlook 2010, or Google. Other calendar tools may be able to be used. The NSPIRES Help Desk CANNOT assist users with this subscription process; if you need help please consult your own IT department (or Google it).

Please send comments, problems, and suggestions to sara@nasa.gov. The decision to continue using such a tool will be made in large part based on user feedback.

The calendar link that you will need to subscribe by either method is below.

Warning: do not simply click on the link(s)!! For some users, just clicking will simply create a static snap shot of the calendar as it exists when you clicked, but you will not be subscribed and it will not update:

ICS Calendar Subscription links:

Appendix A Earth Science:

<https://calendar.google.com/calendar/ical/fc307db61ea716d9aa11b121bcf745cf96b7b1a0b294950dde152633ff40e0a%40group.calendar.google.com/public/basic.ics>

Appendix B: Heliophysics:

<https://calendar.google.com/calendar/ical/64addf09bd88ca44f8840b77fefe1e7b97f155a311b80679bbfb435263508492%40group.calendar.google.com/public/basic.ics>

Appendix C: Planetary:

<https://calendar.google.com/calendar/ical/af1143c316cddeb7714e38b7921bd28a52634e2f6a7b33fcd0aea03a76b642f%40group.calendar.google.com/public/basic.ics>

Appendix D: Astrophysics

<https://calendar.google.com/calendar/ical/a172ba067ce7a5a5fe6e406000b0e8a890d2bd28ec9c3aa241eb0f082172aaff%40group.calendar.google.com/public/basic.ics>

Appendix E: Biological and Physical Science

<https://calendar.google.com/calendar/ical/7bc34cfc6c2ce558404655c05162bbdc3a831725b295bd932092059427ee578e%40group.calendar.google.com/public/basic.ics>

If you prefer to simply view the calendar in a browser, you can use the URL(s) below. If you bookmark the page, it will be updated with any changes the next time you visit it.

[URLs for browser view of calendars](#)

Appendix A Earth Science:

https://calendar.google.com/calendar/embed?src=fc307db61ea716d9aa11b121bfc745fcf96b7b1a0b294950dde152633ff40e0a%40group.calendar.google.com&ctz=America%2FNew_York

Appendix B: Heliophysics:

https://calendar.google.com/calendar/embed?src=64addf09bd88ca44f8840b77ffe1e7b97f155a311b80679bbfb435263508492%40group.calendar.google.com&ctz=America%2FNew_York

Appendix C: Planetary:

https://calendar.google.com/calendar/embed?src=af1143c316cddeb7714e38b7921bd28a52634e2f6a7b33fcd0aea03a76b642f%40group.calendar.google.com&ctz=America%2FNew_York

Appendix D: Astrophysics

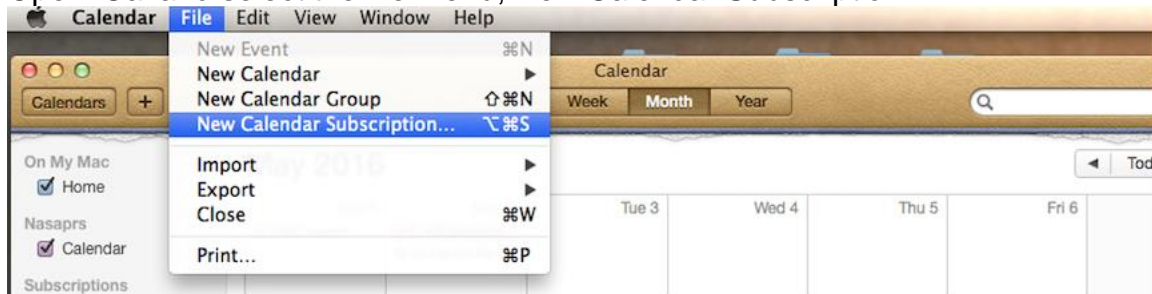
https://calendar.google.com/calendar/embed?src=a172ba067ce7a5a5fe6e406000b0e8a890d2bd28ec9c3aa241eb0f082172aaff%40group.calendar.google.com&ctz=America%2FNew_York

Appendix E: Biological and Physical Science


https://calendar.google.com/calendar/embed?src=7bc34cfc6c2ce558404655c05162bbdc3a831725b295bd932092059427ee578e%40group.calendar.google.com&ctz=America%2FNew_York

[How to Subscribe via iCal. \(see below for Outlook and Google\)](#)

Open iCal and select the file menu, New Calendar Subscription:




Enter the URL provided above (that ends in .ics) into the pop-up window:



Enter the URL of the calendar you want to subscribe to.

Calendar URL:

Then you can personalize it somewhat (screen shot from a previous year):



"ROSES 2017 Calendar of Due Dates" Info

Name:

Subscribed to:

Location:

Remove: Alerts
 Attachments

Last updated: December 29, 1 at 7:03:58 PM GMT-4:56:02

Auto-refresh:

Ignore alerts

You could change the name, change the color, and importantly you can change how often it auto-refreshes.

Click OK and voila! You have the ROSES due dates in your calendar. On the screen shot below, ROSES 2017 was a pinkish color and ROSES 2018 (a test event only) was blue.

On My Mac
 Home
 Exchange
 Calendar
 Other
 Found in Apps
 US Holidays
 ROSES 2017...
 ROSES 2016...
 ROSES 2018...
 Birthdays

January 2018

< Today >

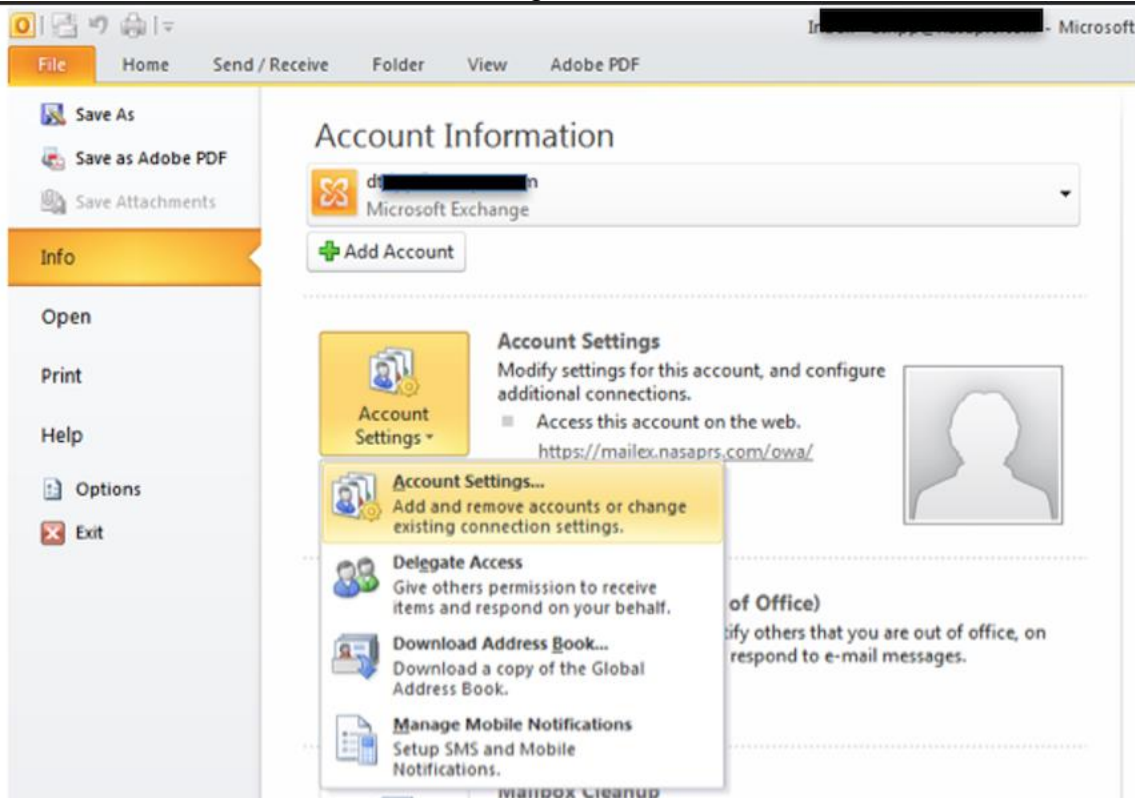
Sun	Mon	Tue	Wed	Thu	Fri	Sat
31	Jan 1	2	3	4	5	6
7	8	9	10	11 B.8 Magnetosph...	12 D.13 Comments...	13
14	15	16 E.4 Habitable Wo...	17 D.3 Nancy Grace... C.25 InSight Part...	18 D.10 NuSTAR Gu... B.10 Comments...	19	20
21	22	23	24	25	26 D.3 Astrophysics... D.8 Strategic Ast... D.12 Theoretical...	27
28	29	30	31 A.42 Advancing... A.34 EVS-3 NOIs...	Feb 1 D.15 System-Lev... TEST EVENT in R...	2 A.49 In-Space V...	3
4	5	6 B.6 Heliophysics...	7	8 * C.19 New Front...	9	10

< January 2018 >

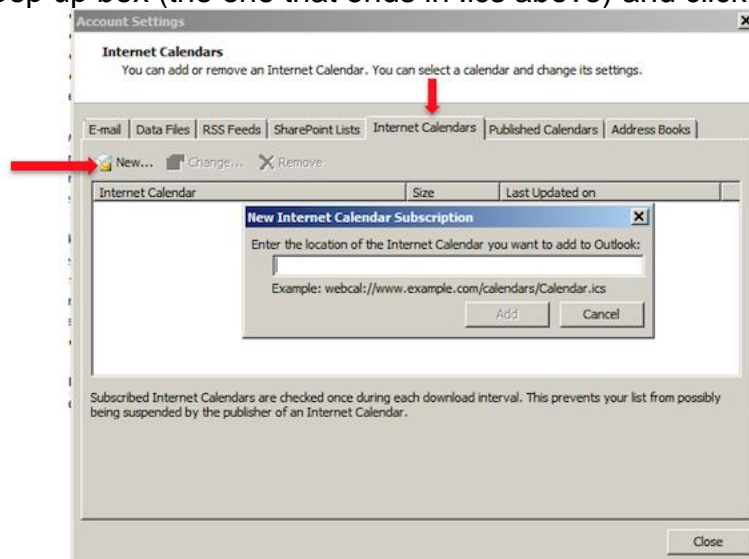
S	M	T	W	T	F	S
31	1	2	3	4	5	6
7	8	9	10	11	12	13
14	15	16	17	18	19	20
21	22	23	24	25	26	27
28	29	30	31	1	2	3
4	5	6	7	8	9	10

How to subscribe via Outlook 2010

In the Info area, select Account Settings:



Select the Internet Calendars tab and click "New". Then copy the calendar ICS URL into the pop up box (the one that ends in .ics above) and click "Add".



Instructions for the current NASA O365 implementation of outlook. (Added Late March 2021 Thanks to Jessie Dotson)

To subscribe to a google calendar using the current NASA O365 implementation of outlook, go to the web interface for Outlook. From there, click "Add calendar" then "subscribe from web". That then provides a spot where you can paste in the url for the calendar to which you want to subscribe. After you subscribe on the web, the calendar will be available on both the web interface and the desktop interface.

[See next page for Google subscription.](#)

How to subscribe via Google

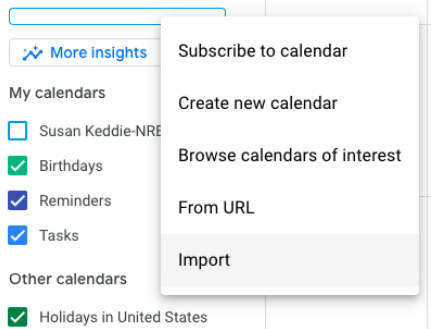
Log into your Google account, click on the small square icon made up of nine small boxes, and choose the calendar icon.

If you can't see this left side menu, click the three bar "Main menu" icon next to the date.

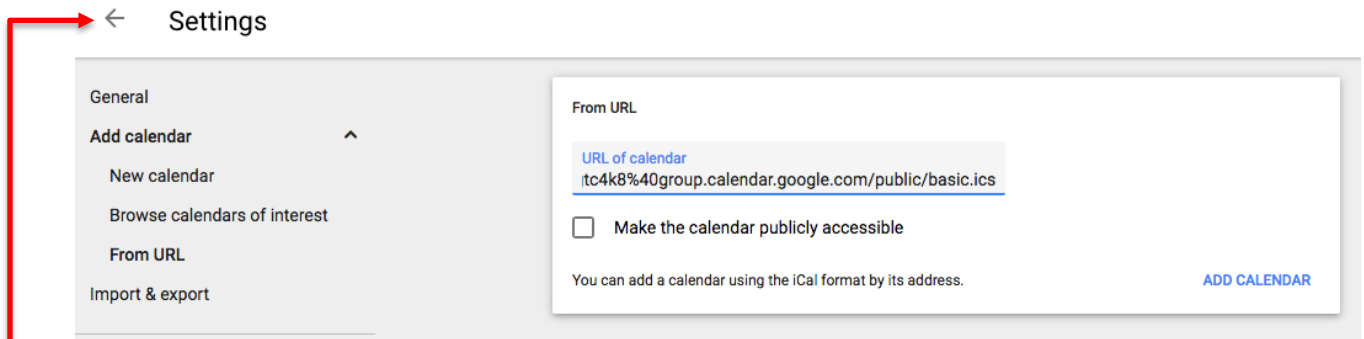
The screenshot shows the Google Calendar interface. At the top, there is a navigation bar with the Google logo, the word "Calendar", a "Today" button, and navigation arrows for "March 2023". Below this is a "Create" button with a plus icon. The main area is split into a left sidebar and a right calendar grid. The sidebar contains a monthly calendar for March 2023, a "Meet with..." section with a search bar, "Time Insights" for the month of March 2023 (showing 0 hours in meetings), "My calendars" with a list of calendars (Susan Keddie-NRESS, Birthdays, Reminders, Tasks), and "Other calendars" with a plus icon and a list including "Holidays in United States". A red arrow points to the hamburger menu icon in the top left, and another red arrow points to the plus icon next to "Other calendars".

Select the plus next to the "Other calendars".

Choose "From URL"



Paste the .ICS URL(s) into the window and select "Add calendar"



You are subscribed.

Click the left arrow in upper left to get back to the calendar view. As an example, there are three purple test events on the 27-29 in the screen shot below. You can change the color by hovering over the calendar name and then selecting the three vertical dots that appear to the right of the name. If you select "settings", you can set a notification reminder for the calendar, since the notification set up when the calendar was first created does not seem to propagate.

